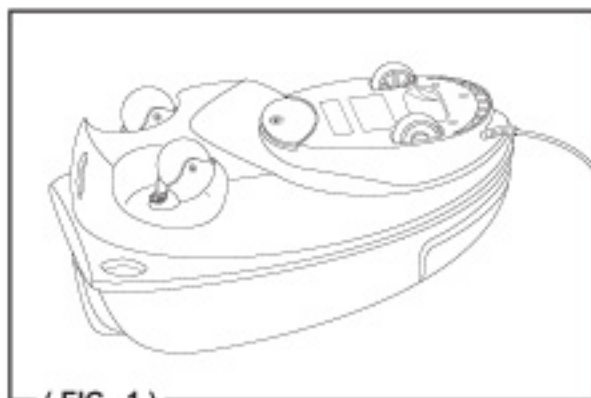
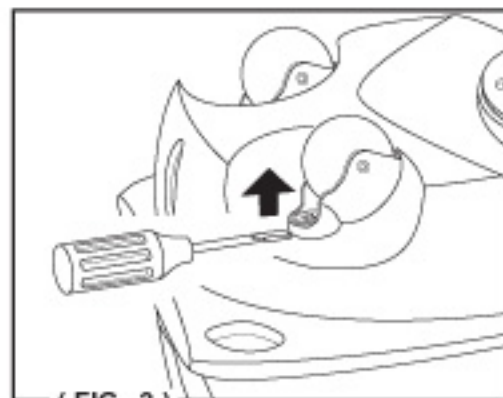


Mg 2 CASTER REPLACEMENT



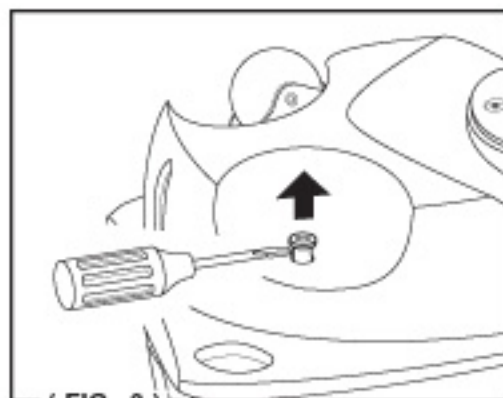
(FIG. 1)



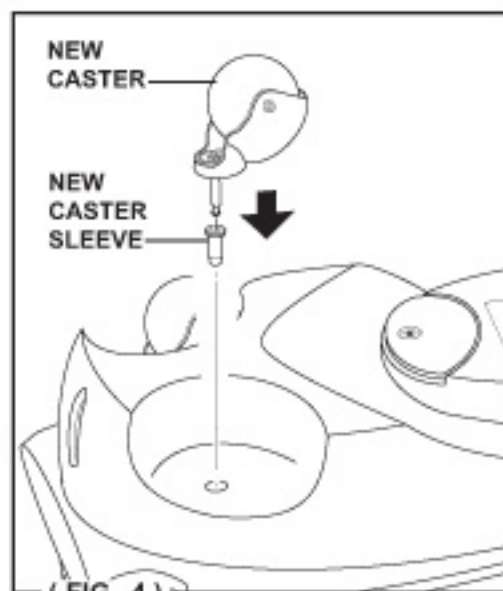
(FIG. 2)

REPLACEMENT PROCEDURE

1. **REMOVING CASTER:** Turn machine over onto it's top, as shown in Figure 1.
2. Using a flat tip screwdriver - pry upward from under *Caster Housing* until shaft of *Caster* is removed from machine (see Figure 2).
3. Again using a flat tip screwdriver - pry upward from under top flange of *Caster Sleeve* until *Sleeve* is removed from machine (see Figure 3).
4. **INSTALL NEW CASTER:** Using both hands, place new *Caster* into new *Caster Sleeve* - place *Sleeve* & *Caster* into hole on machine - press downward until *Caster* is seated in place (see Figure 4).



(FIG. 3)



(FIG. 4)